

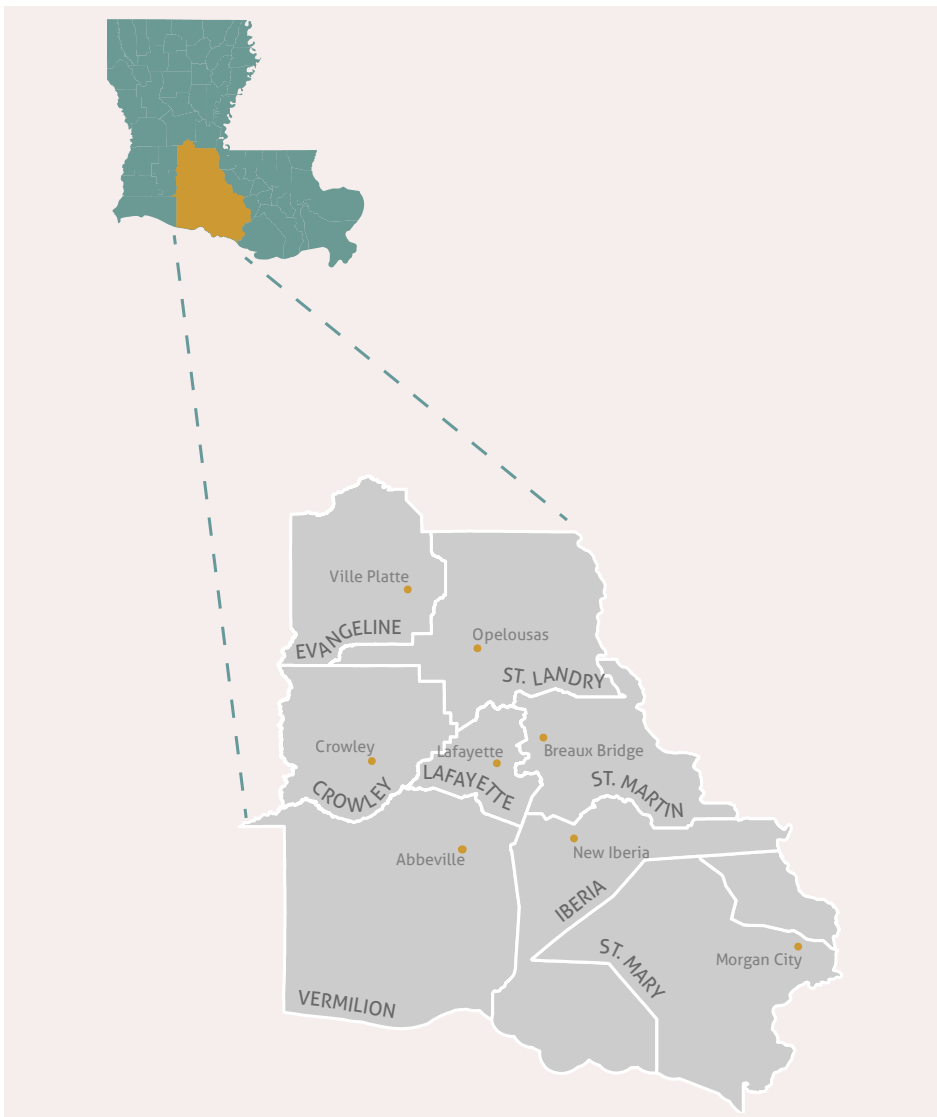
FACT SHEET

REGIONAL HOUSING PLANNING AREA

RHPA 4- LAFAYETTE

INTRODUCTION

This Fact Sheet displays important data on the state of housing within the eight parishes in Regional Housing Planning Area 4. It includes information on affordability, previous investments in the area, and the population and households in each parish. The Louisiana Housing Alliance and the Greater New Orleans Housing Alliance (GNOHA) are hosting the Louisiana Statewide Housing Listening Tour.



LIST OF PARISHES IN RHPA 4:

- » Acadia Parish
- » Evangeline Parish
- » Iberia Parish
- » Lafayette Parish
- » St. Landry Parish
- » St. Martin Parish
- » St. Mary Parish
- » Vermilion Parish

SOURCES

American Community Survey
1-year Estimates, 2015

(Acadia, Evangeline, St. Martin, St. Mary and Vermilion used ACS 5-year Estimates, 2010-2014 due to data availability.)

All Parishes used ACS 5-year Estimates 2011-2015 for "Race and Ethnicity" except Lafayette due to data availability.)

Department of Housing and Urban Development, 2009-2013

U.S. Census Building Permits, 2013-2015

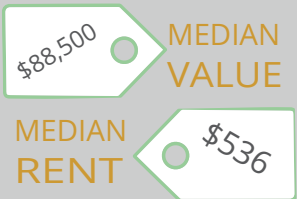
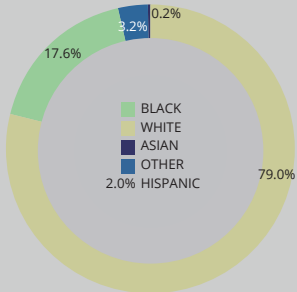
The Regional Housing Planning Area Fact Sheets were made possible due to the support of the NOLA Pay It Forward Fund and the Greater New Orleans Foundation's Disaster Relief Fund, which is largely supported by the W. K. Kellogg Foundation, and other donors including Razoo Foundation, Lauren Bon and Metabolic Studio via the Annenberg Foundation, Dentaquest, and various individuals.

ACADIA

POPULATION 62,031 HOUSEHOLDS 22,788



RACE & ETHNICITY



TENURE

OWNER OCCUPIED 30.5% RENTER OCCUPIED 69.5%

OCCUPANCY STATUS

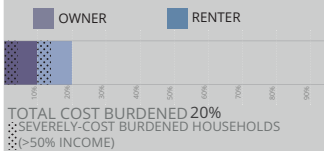


Occupied: 22,788 units | Vacant: 2,846 units
TOTAL: 25,634

MEDIAN HH INCOME: \$37,684

POVERTY STATUS: 19.9%

COST BURDEN



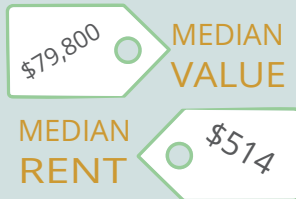
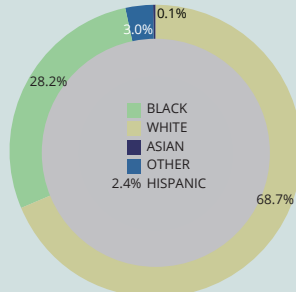
RESIDENTIAL BUILDING PERMITS: 340

EVANGELINE

POPULATION 33,778 HOUSEHOLDS 12,053



RACE & ETHNICITY



TENURE

OWNER OCCUPIED 34.0% RENTER OCCUPIED 66.0%

OCCUPANCY STATUS

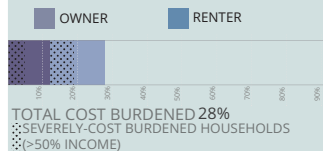


Occupied: 12,053 units | Vacant: 2,713 units
TOTAL: 14,766

MEDIAN HH INCOME: \$30,323

POVERTY STATUS: 25.6%

COST BURDEN



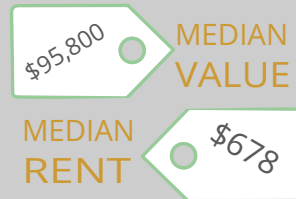
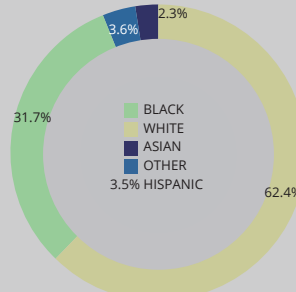
RESIDENTIAL BUILDING PERMITS: 147

IBERIA

POPULATION 74,103 HOUSEHOLDS 26,167



RACE & ETHNICITY



TENURE

OWNER OCCUPIED 29.7% RENTER OCCUPIED 70.3%

OCCUPANCY STATUS

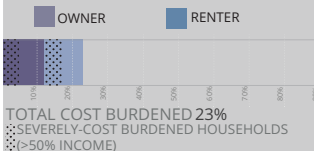


Occupied: 26,167 units | Vacant: 4,006 units
TOTAL: 30,173

MEDIAN HH INCOME: \$46,365

POVERTY STATUS: 19.9%

COST BURDEN



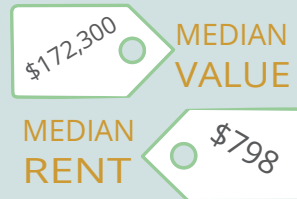
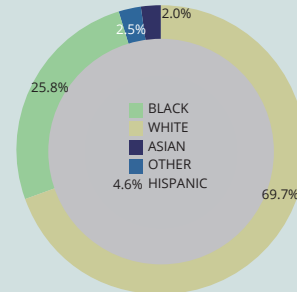
RESIDENTIAL BUILDING PERMITS: 285

LAFAYETTE

POPULATION 240,948 HOUSEHOLDS 90,285



RACE & ETHNICITY



TENURE

OWNER OCCUPIED 37.7% RENTER OCCUPIED 62.3%

OCCUPANCY STATUS

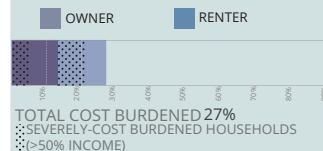


Occupied: 90,285 units | Vacant: 8,940 units
TOTAL: 99,225

MEDIAN HH INCOME: \$51,981

POVERTY STATUS: 17.6%

COST BURDEN



RESIDENTIAL BUILDING PERMITS: 4,032

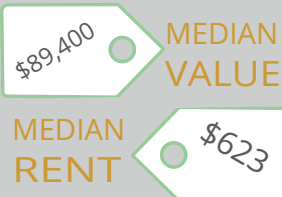
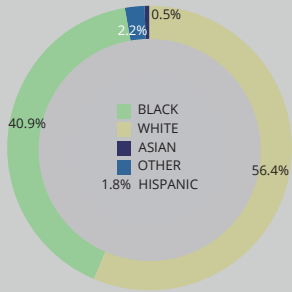
ST. LANDRY

POPULATION HOUSEHOLDS

83,848 30,512



RACE & ETHNICITY



TENURE

OWNER OCCUPIED 31.7%
68.3% RENTER OCCUPIED

OCCUPANCY STATUS

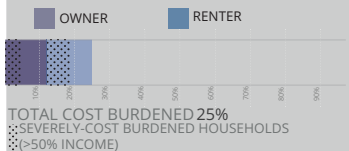


Occupied: 30,512 units | Vacant: 5,753 units
TOTAL: 36,265

MEDIAN HH INCOME: \$30,286

POVERTY STATUS: 28.2%

COST BURDEN



RESIDENTIAL BUILDING PERMITS: 408

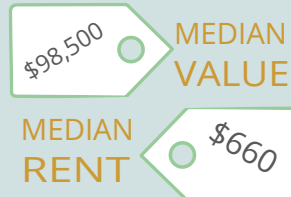
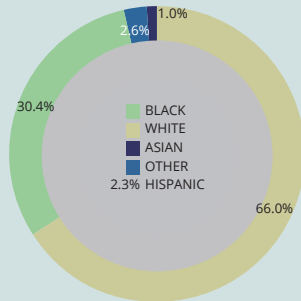
ST. MARTIN

POPULATION HOUSEHOLDS

52,823 18,834



RACE & ETHNICITY



TENURE

OWNER OCCUPIED 20.4%
79.6% RENTER OCCUPIED

OCCUPANCY STATUS

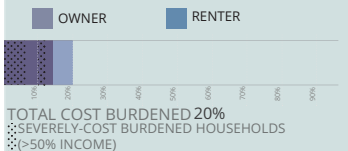


Occupied: 18,834 units | Vacant: 3,416 units
TOTAL: 22,250

MEDIAN HH INCOME: \$42,948

POVERTY STATUS: 18.8%

COST BURDEN



RESIDENTIAL BUILDING PERMITS: 493

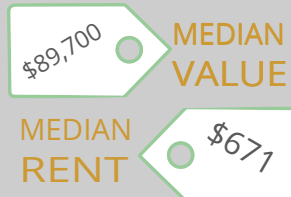
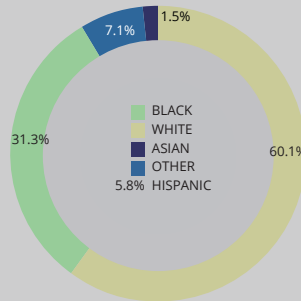
ST. MARY

POPULATION HOUSEHOLDS

53,784 20,183



RACE & ETHNICITY



TENURE

OWNER OCCUPIED 31.1%
68.9% RENTER OCCUPIED

OCCUPANCY STATUS

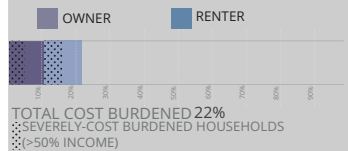


Occupied: 20,183 units | Vacant: 2,934 units
TOTAL: 23,117

MEDIAN HH INCOME: \$41,956

POVERTY STATUS: 22.3%

COST BURDEN



RESIDENTIAL BUILDING PERMITS: 70

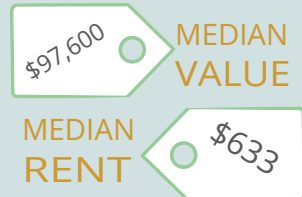
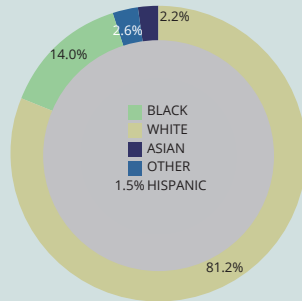
VERMILION

POPULATION HOUSEHOLDS

58,784 21,623



RACE & ETHNICITY



TENURE

OWNER OCCUPIED 24.5%
75.5% RENTER OCCUPIED

OCCUPANCY STATUS

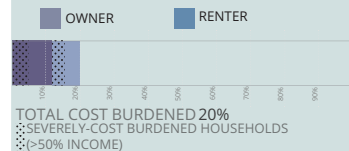


Occupied: 21,623 units | Vacant: 3,965 units
TOTAL: 25,588

MEDIAN HH INCOME: \$47,344

POVERTY STATUS: 17.3%

COST BURDEN



RESIDENTIAL BUILDING PERMITS: 436

HOUSING INVESTMENTS

DEPARTMENT OF HOUSING AND URBAN DEVELOPMENT

